

# Snapshot of the In Custody Dane County Jail Population

December 02, 2020

Presented to the Criminal Justice Council Pretrial Subcommittee



# Point-in-Time Count

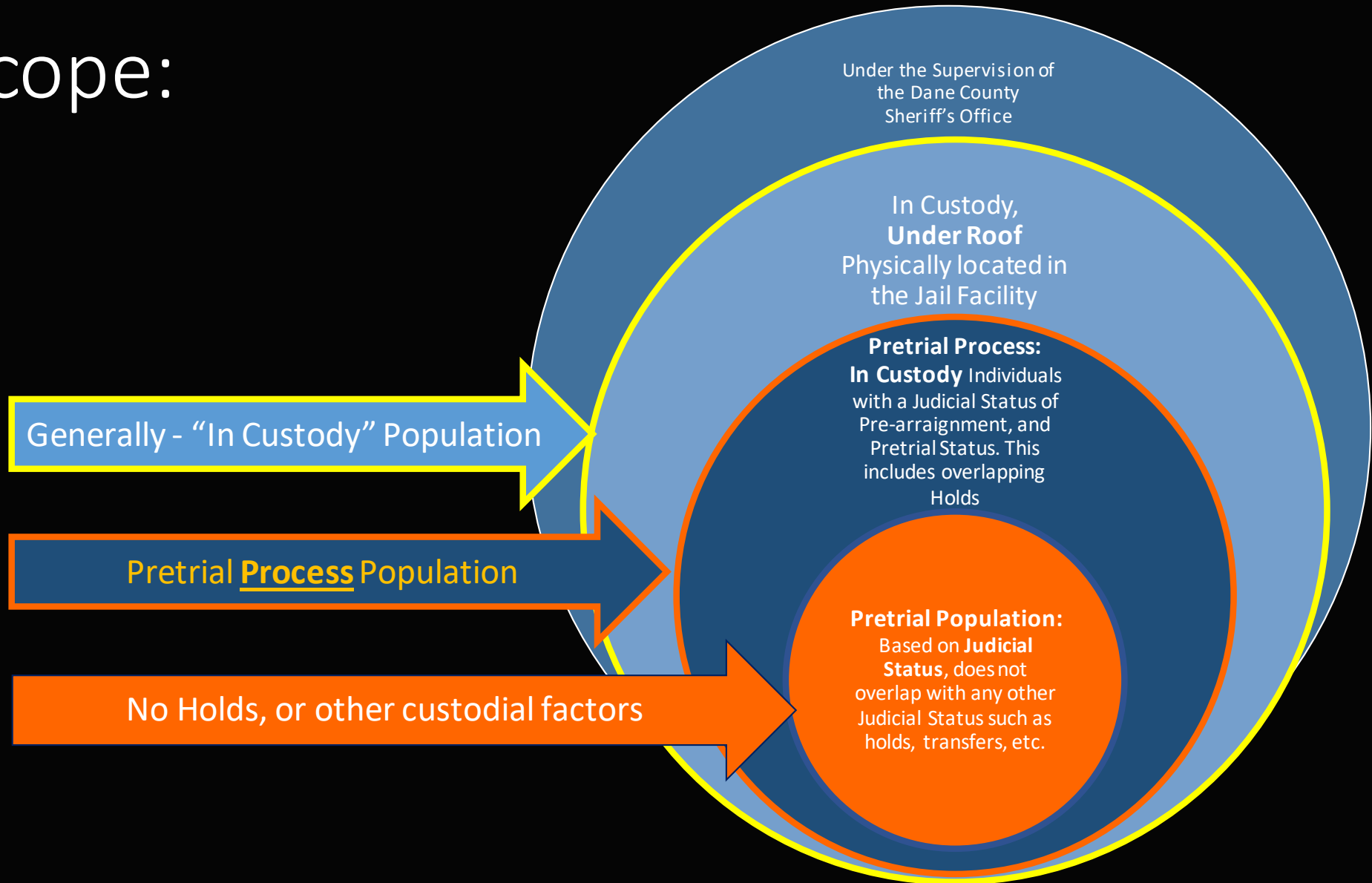
November 2020						
S	M	T	W	T	F	S
1	2	3	4	5	6	7
8	9	10	11	12	13	14
15	16	17	18	19	20	21
22	23	24	25	26	27	28
29	30					



This point-in-time count of persons in the Dane County Jail was completed on November 24, 2020.

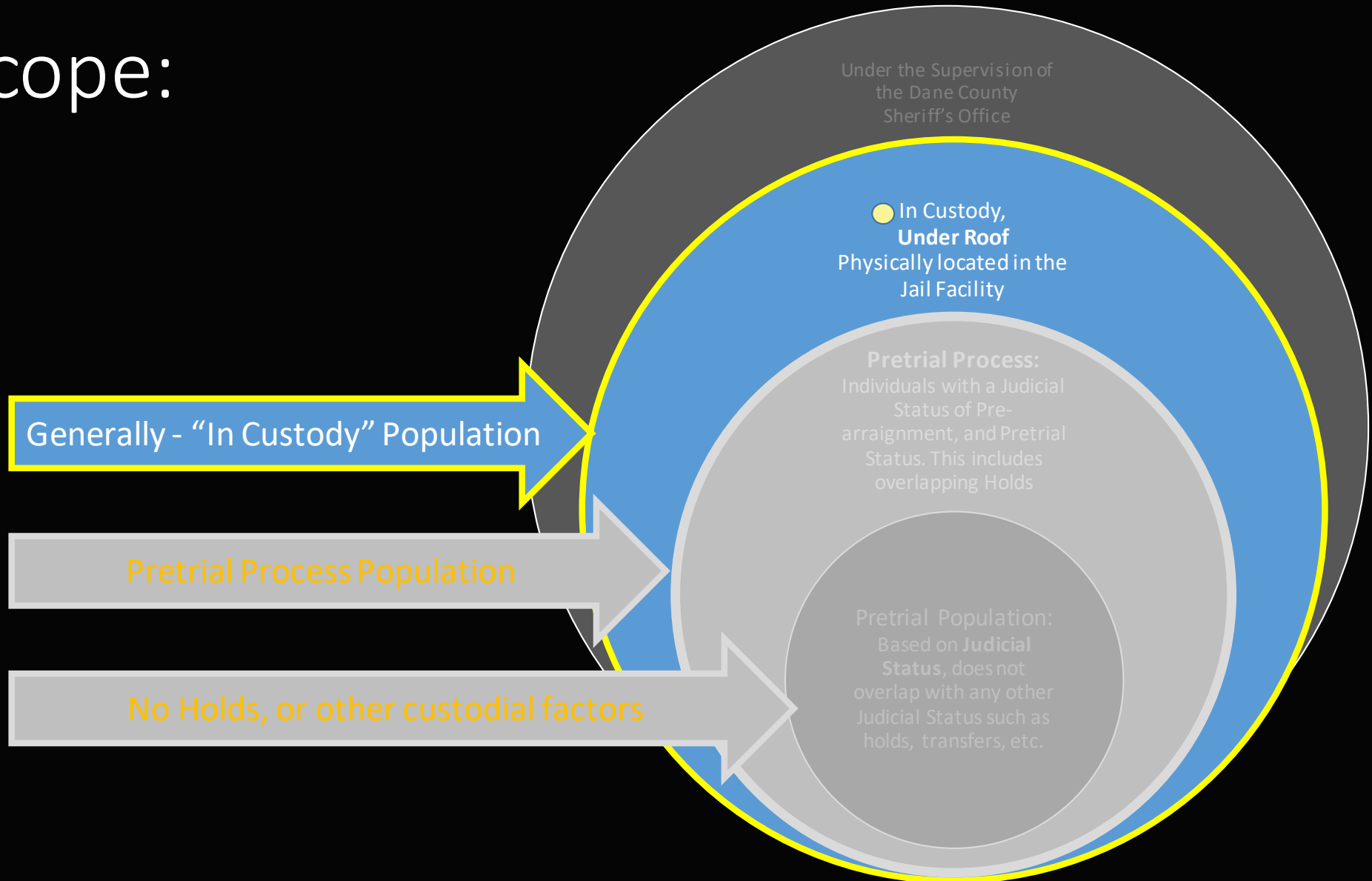
This one day analysis produces a [snapshot](#) of the individuals in the custody of the Dane County Sheriff's Office.

# Our Scope:



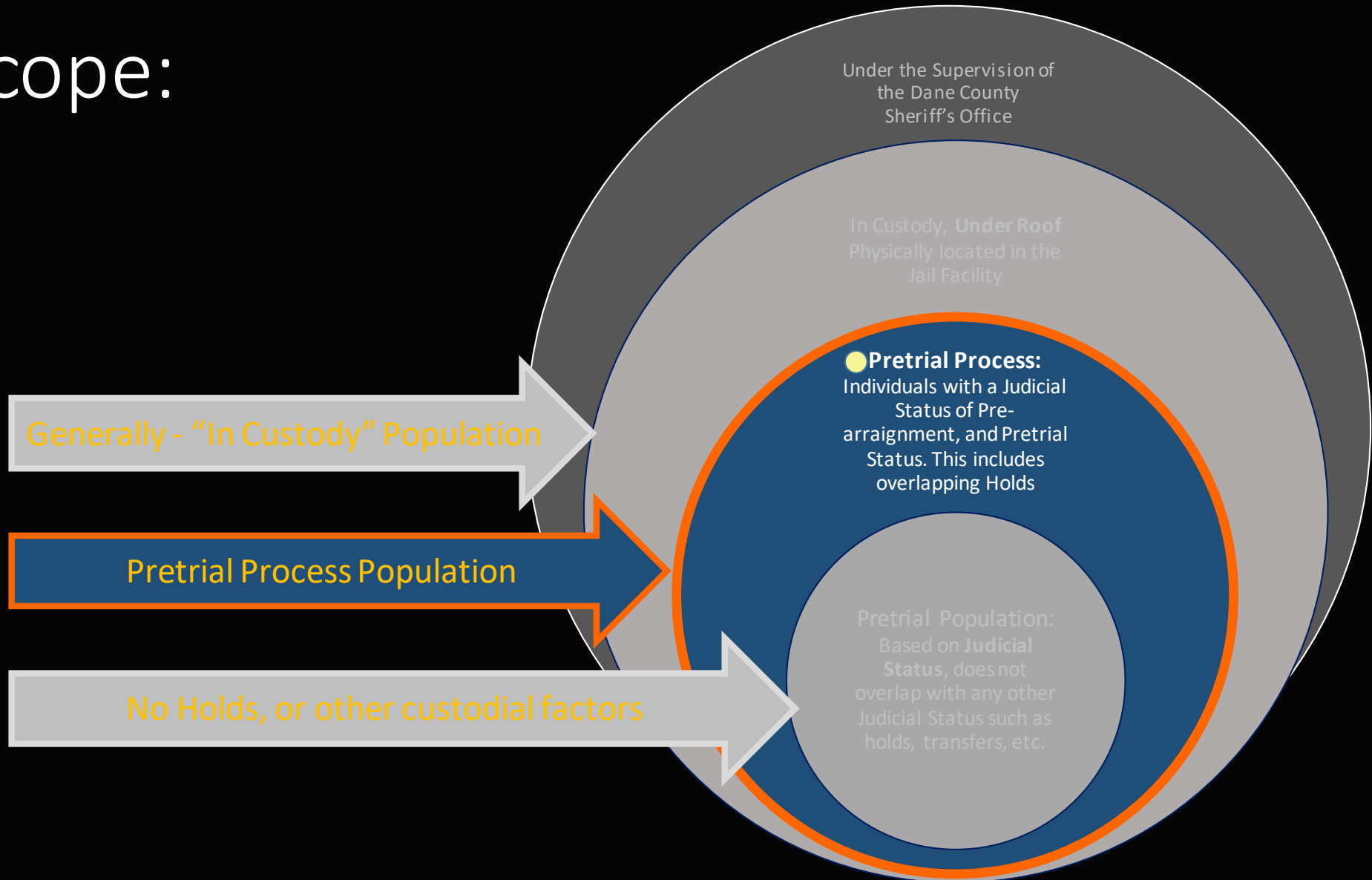
This report is based on a snapshot of data generated on Tuesday, November 24<sup>th</sup>, 2020

# Our Scope:



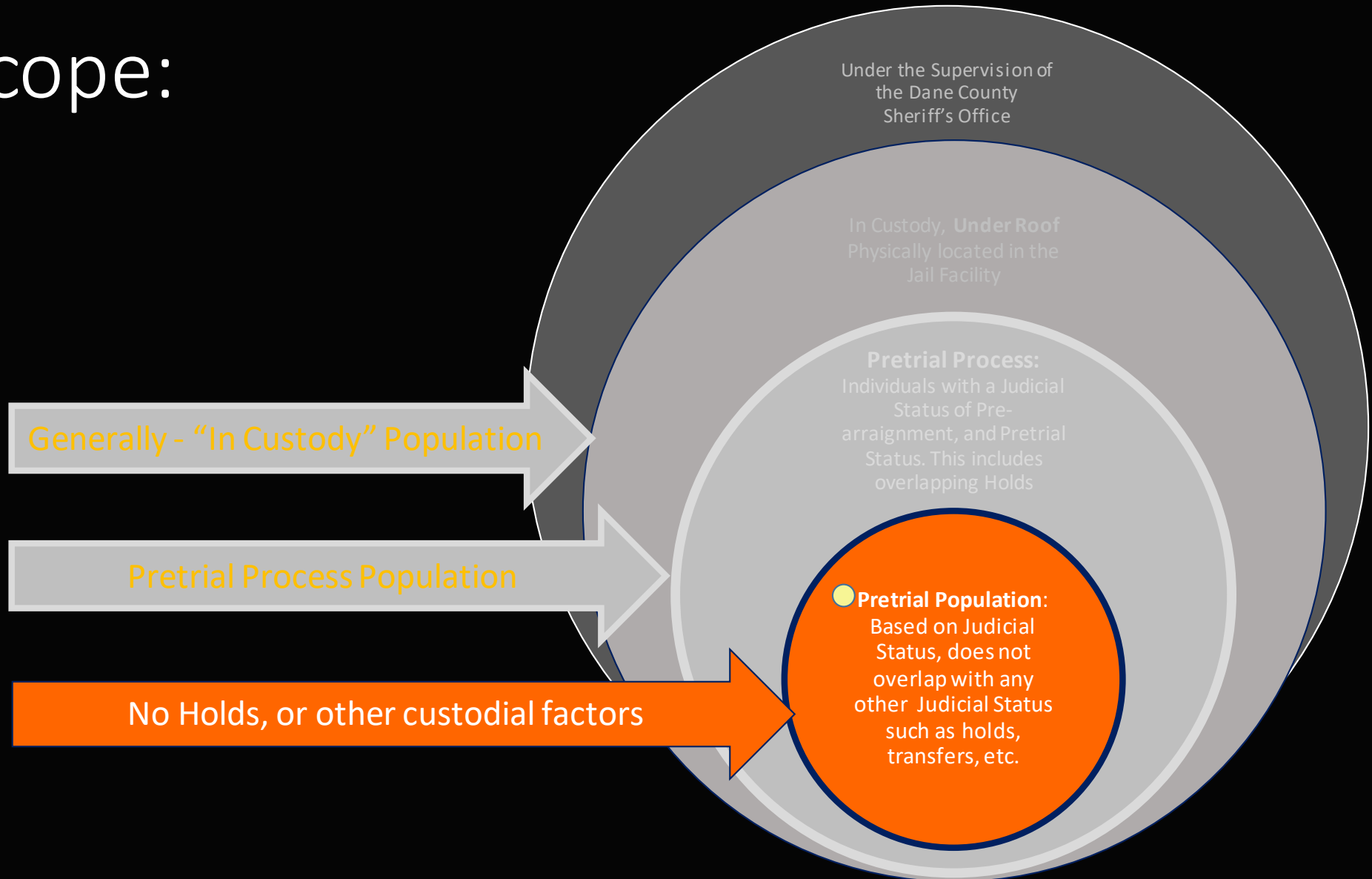
This report is based on a snapshot of data generated on Tuesday, November 24<sup>th</sup>, 2020

# Our Scope:



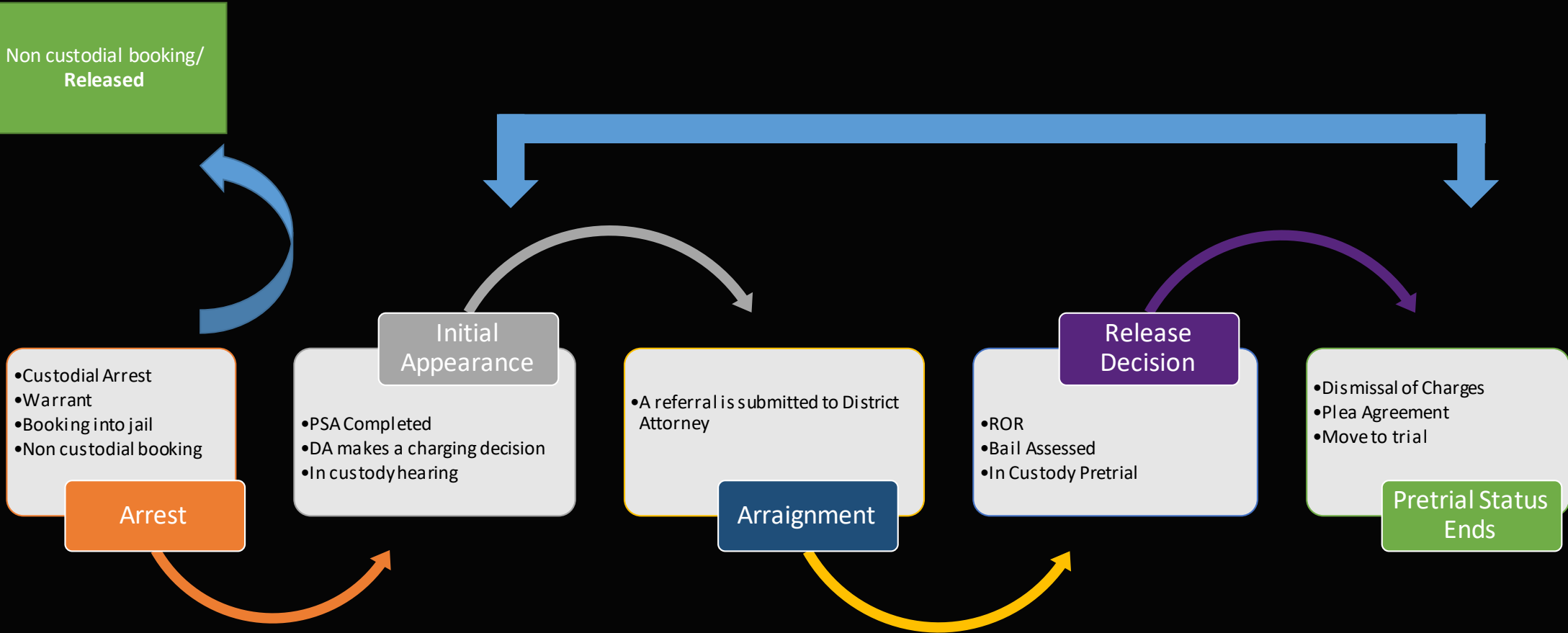
This report is based on a snapshot of data generated on Tuesday, November 24<sup>th</sup>, 2020

# Our Scope:



This report is based on a snapshot of data generated on Tuesday, November 24<sup>th</sup>, 2020

# What is the Pretrial Process?



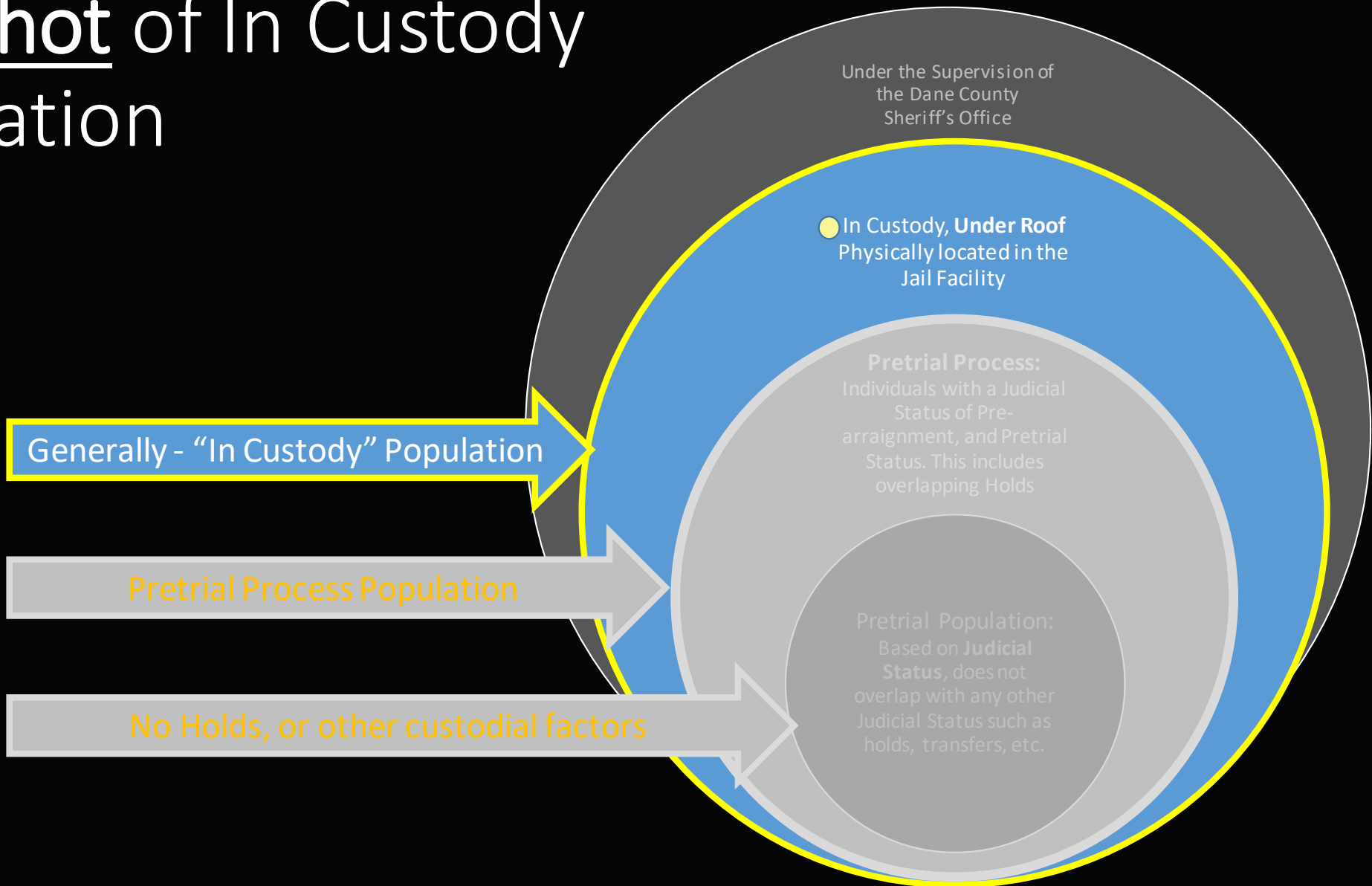
# What is the Pretrial Judicial Status?

- It is a distinction assigned to an individual in the jail record, and is based on the status of their case
- It does not overlap with any other status
  - Holds
  - Transfers
  - Writs
- This distinction can be seen on the DCSO website Inmate Listing and the Daily Inmate Population by Demographics



# Snapshot of In Custody Population

469 individuals



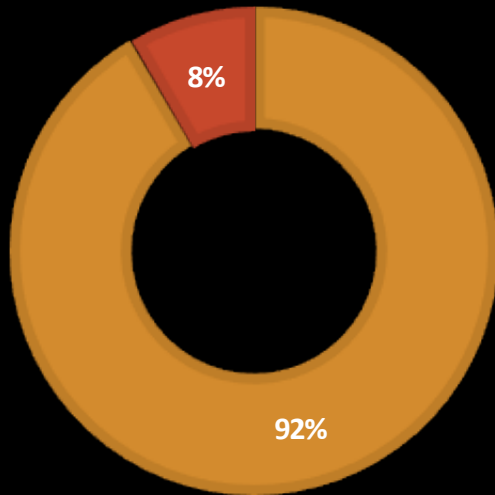
This report is based on a snapshot of data generated on Tuesday, November 24<sup>th</sup>, 2020



# In Custody Population Demographics

## GENDER OF 469 INDIVIDUALS

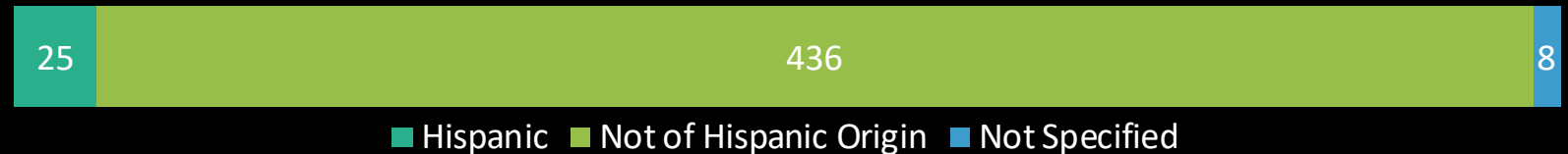
Male Female



## RACE

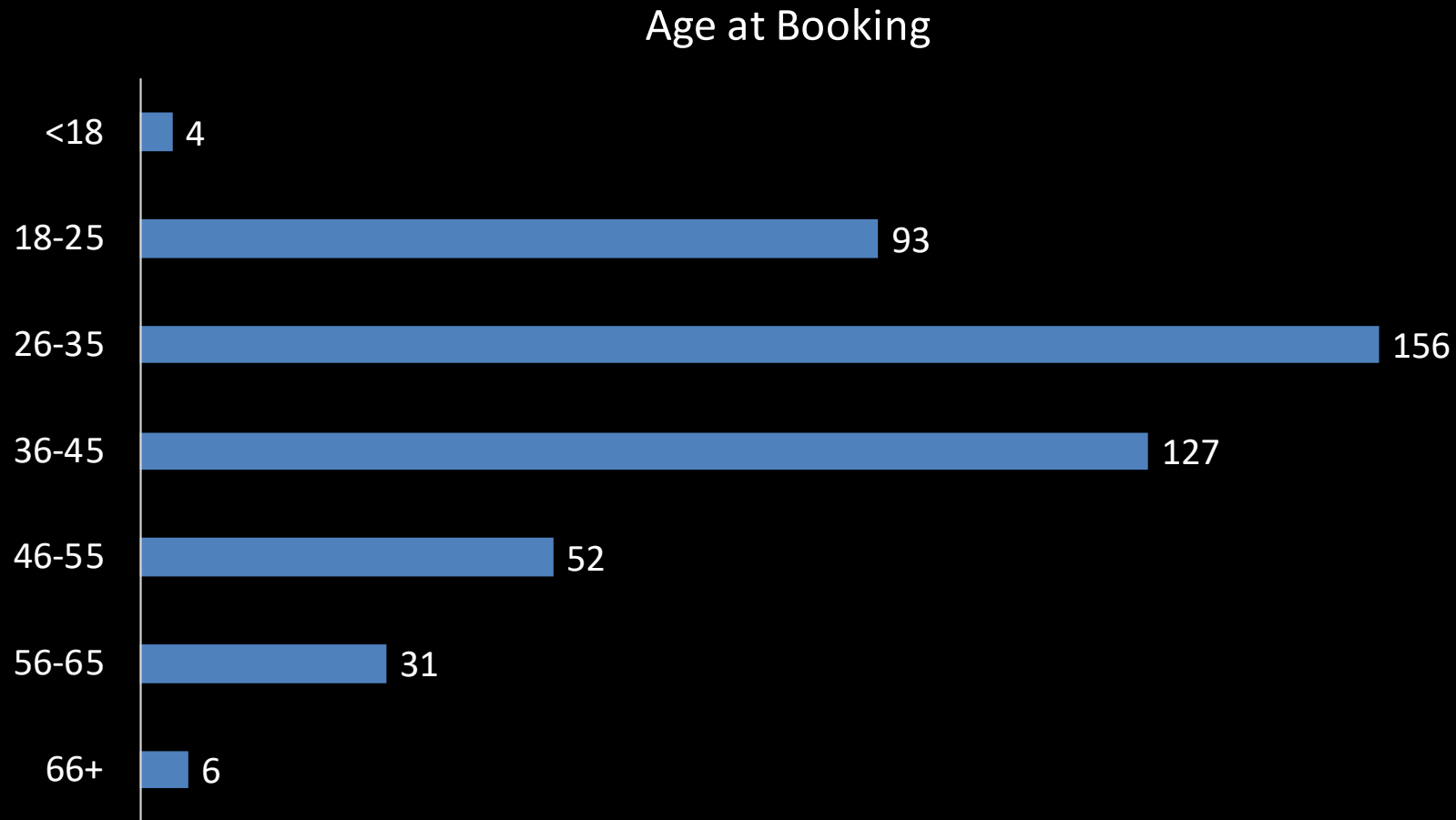


## Ethnicity





# In Custody Jail Population Demographics



This report is based on a snapshot of data generated on Tuesday, November 24<sup>th</sup>, 2020

469 individuals

# In Custody Jail Population Length of Stay (LOS) by Most Serious Offense (MSO)



Group	MSO Most Serious Offense	ALOS Average Length of Stay	Individuals Count of persons in custody
Black	Misdemeanor	53.9	12
	Felony	121.2	167
White	Misdemeanor	90.7	11
	Felony	128.7	100
Other	Misdemeanor	55.8	16
	Felony	144.2	114
	Federal & Other	160.1	49



# Bail Amount for Individuals In Custody\*

Bail Amount Category	Black	White	Other
No Bail Assessed	77	86	9
No Remaining Bail	46	25	0
\$0 – 499	37	30	1
\$500 – 999	32	10	2
\$1,000 – 4,999	17	12	2
\$5,000 – 9,999	15	5	1
\$10,000 – 99,999	15	16	1
\$100,000 – 999,999	11	12	0
\$1 Million +	6	1	0
Total	256	197	16

\*There may be holds on individuals in custody that prevent release.



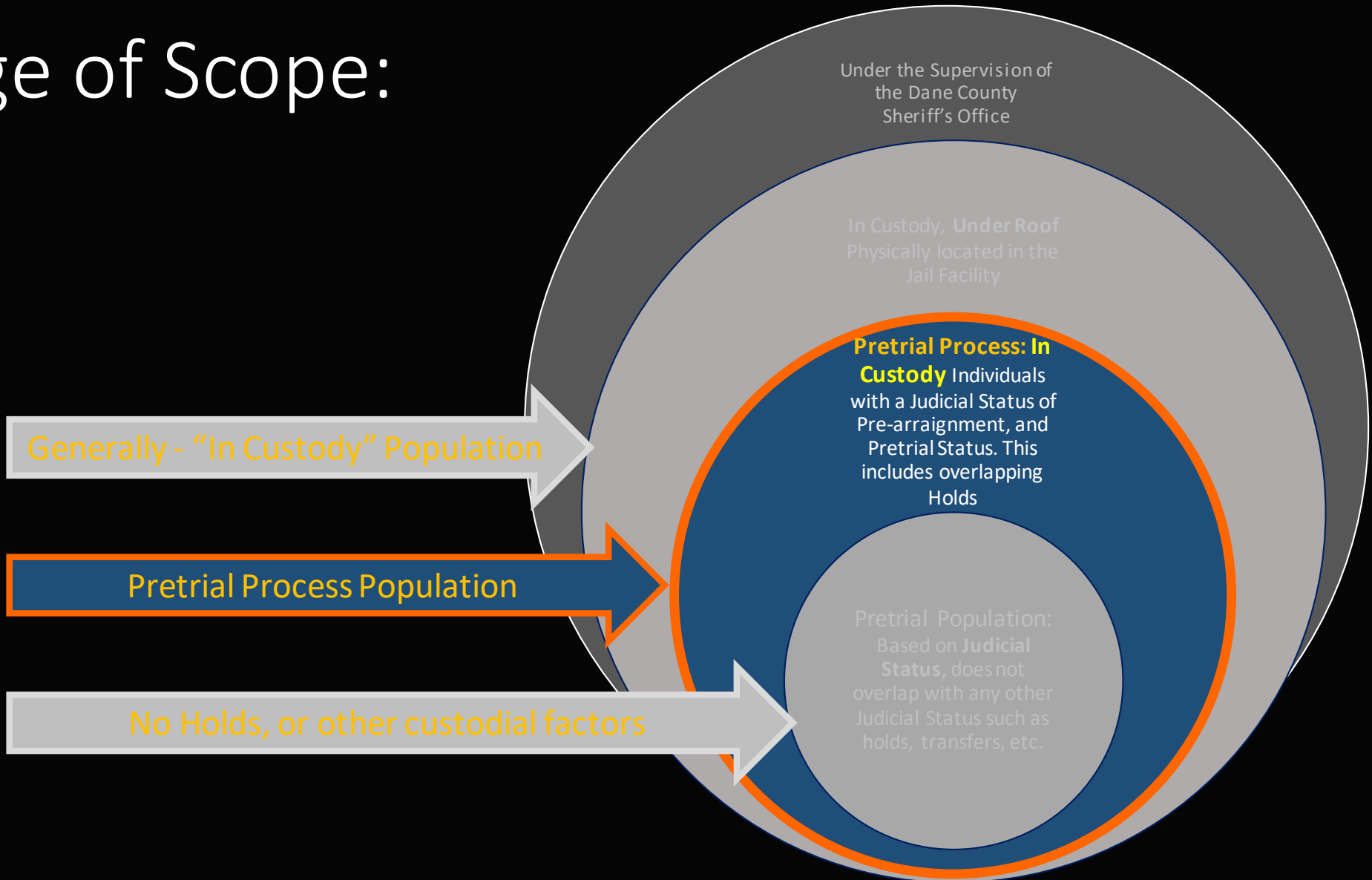
# Bail Amount for Individuals In Custody\*

Bail Amount Category	Felony	Misdemeanor	Fed & Other
No Bail Assessed	108	15	49
No Remaining Bail	61	7	0
\$0 – 499	21	10	0
\$500 – 999	28	4	0
\$1,000 – 4,999	68	3	0
\$5,000 – 9,999	23	0	0
\$10,000 – 99,999	44	0	0
\$100,000 – 999,999	21	0	0
\$1 Million +	7	0	0
Total	381	39	49

\*There may be holds on individuals in custody that prevent release.

# Change of Scope:

226 individuals



# What is the Pretrial Process?

Non custodial booking.  
Released

- Custodial Arrest
- Warrant
- Booking into jail
- Non custodial booking

Arrest

Arraignment

- A referral is submitted to District Attorney

- PSA Completed
- DA makes a charging decision
- In custody hearing

Initial Appearance

Release Decision

- ROR
- Bail Assessed
- In Custody Pretrial

- Dismissal of Charges
- Plea Agreement
- Move to trial

Pretrial Status Ends

Later: percent of population





# In Custody Jail Pretrial Process Population Length of Stay (LOS) by Most Serious Offense (MSO)

Group	MSO Most Serious Offense	ALOS Average Length of Stay	Individuals Count of persons in custody
Black	Misdemeanor	46.2	9
	Felony	105.6	118
White	Misdemeanor	53.0	7
	Felony	118.6	70
Other	Misdemeanor	60.3	2
	Felony	56.2	20

This report is based on a snapshot of data generated on Tuesday, November 24<sup>th</sup>, 2020



# Bail Amounts for Pretrial Process Population

Bail Amount Category	Black	White	Other
No Bail Assessed	10	5	1
No Remaining Bail	5	3	0
\$0 – 499	16	12	2
\$500 – 999	14	13	1
\$1,000 – 4,999	35	23	0
\$5,000 – 9,999	10	12	0
\$10,000 – 99,999	27	9	2
\$100,000 – 999,999	14	4	1
\$1 Million +	6	1	0
Total	137	82	7

\*There may be holds on individuals in custody that prevent release.

This report is based on a snapshot of data generated on Tuesday, November 24<sup>th</sup>, 2020



# Bail Amount by MSO for Pretrial Process Population

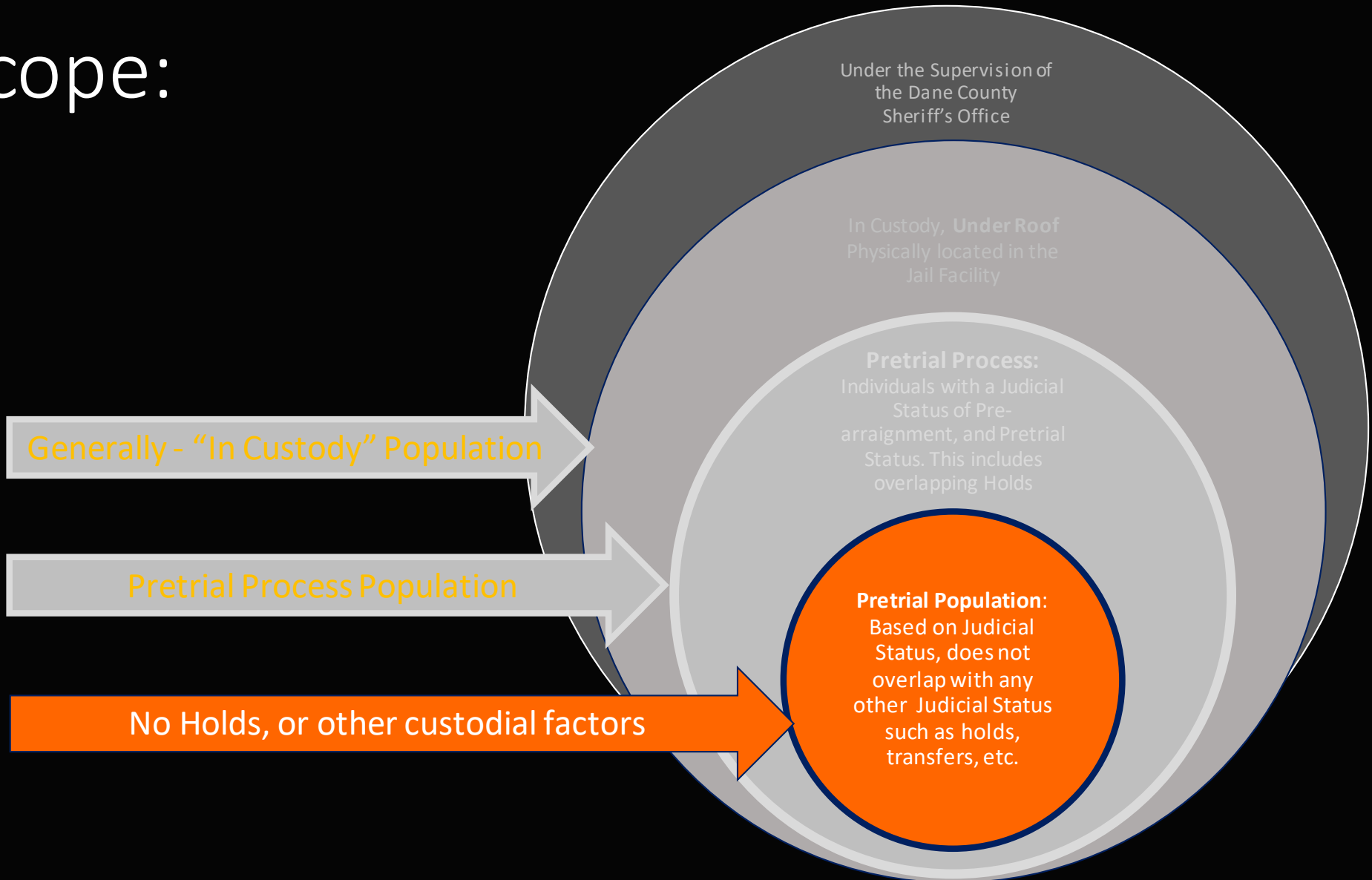
Bail Amount Category	Felony	Misdemeanor	Fed & Other
No Bail Assessed	15	1	0
No Remaining Bail	8	0	0
\$0 – 499	20	10	0
\$500 – 999	24	4	0
\$1,000 – 4,999	55	3	0
\$5,000 – 9,999	22	0	0
\$10,000 – 99,999	38	0	0
\$100,000 – 999,999	19	0	0
\$1 Million +	7	0	0
Total	208	18	0

\*There may be holds on individuals in custody that prevent release.

This report is based on a snapshot of data generated on Tuesday, November 24<sup>th</sup>, 2020

# Our Scope:

105 individuals



This report is based on a snapshot of data generated on Tuesday, November 24<sup>th</sup>, 2020



# Snapshots:

## Pretrial only, In custody, No Holds Population by Date

	Day	Day Total	Black	White	Other
7/15/2020	Wed.	81	40	39	2
7/30/2020	Thur.	86	43	40	3
8/18/2020	Tue.	88	51	35	2
8/31/2020	Mon.	91	51	38	2
9/18/2020	Fri.	86	54	38	1
9/22/2020	Tue.	93	58	34	1
10/14/2020	Wed.	100	58	40	2
10/30/2020	Fri.	113	65	45	3
11/24/2020	Tue.	105	63	40	2

This report is based on a snapshot of data generated on Tuesday, November 24<sup>th</sup>, 2020



# In Custody Jail Pretrial Population LOS by MSO

<b>MSO</b> Most Serious Offense	<b>ALOS</b> Average Length of Stay	<b>Individuals</b> Count of persons in custody
Misdemeanor	60.47	4
Felony	81.74	101



# In Custody Jail Pretrial Population LOS by MSO

Group	MSO Most Serious Offense	ALOS Average Length of Stay	Individuals Count of persons in custody
Black	Misdemeanor	8.0	1
	Felony	84.4	62
White	Misdemeanor	71.7	3
	Felony	70	37
Other	Misdemeanor	0	0
	Felony	154.5	2



# Bail Amounts for Pretrial Judicial Status

Bail Amount Category	Black	White	Other
No Bail Assessed	1	0	0
No Remaining Bail	0	1	0
\$0 – 499	3	5	0
\$500 – 999	8	7	0
\$1,000 – 4,999	14	9	0
\$5,000 – 9,999	2	9	0
\$10,000 – 99,999	18	5	1
\$100,000 – 999,999	12	3	1
\$1 Million +	5	1	0
Total	63	40	2

\*There may be holds on individuals in custody that prevent release.





# Bail Amount for Individuals in Pretrial Status

Bail Amount Category	Felony	Misdemeanor
No Bail Assessed	1	0
No Remaining Bail	1	0
\$0 – 499	5	3
\$500 – 999	14	1
\$1,000 – 4,999	23	0
\$5,000 – 9,999	11	0
\$10,000 – 99,999	24	0
\$100,000 – 999,999	16	0
\$1 Million +	6	0
Total	101	4

There are no holds for this population.

This report is based on a snapshot of data generated on Tuesday, November 24<sup>th</sup>, 2020

Questions



Thank you

